

Safe and considerate

Scooting



**A guide for
parents
and young
children**



**Brighton & Hove
City Council**

Scooting is a fun, healthy and active way to get around.

It helps children develop basic road safety awareness, as well as skills which are essential for cycling such as balancing, steering and stopping.

Children love to scoot but are not always aware of basic safety rules. We hope that these guidelines will help you remind your child to scoot safely and considerately.

Do you know?

In Brighton and Hove, around 10% of primary aged children scoot to school



1. Remind your child to be aware



Driveways are easy to miss so make sure that your child knows what they are. Encourage them to stop, look out and listen for vehicles and remind them that when the white light at the rear of cars is on, this means the vehicle is reversing.



Ask your child to look out for loose debris or gravel as they can cause the scooter to stop suddenly and your child to be thrown to the ground. Also make them aware of fixed hazards such as trees, lamp posts, roots and bumps.



Remind your child to take care in wet weather when scooters are more likely to skid.



When crossing the road, ask your child to stop at the kerb and get off the scooter. Remind them to wait for you, look, listen and think and when safe, ask them to push their scooter.

2. Make sure that your child is wearing appropriate clothing



We do recommend a helmet, knee and elbow pads, especially if the child is very young and inexperienced.



Children should wear bright clothing during the day and reflective materials in the dark, this will help them to be seen.



Make sure that your child is not wearing loose laces or trailing scarves, which can get caught in the wheels, or hats or hoods which can obscure their view or prevent them from hearing.

3. Teach your child to be considerate

Children can easily forget about other people on the pavement and behave in inappropriate or unsafe ways. They need to be reminded of the following:



Be aware of other people using the pavement – children should slow down or stop and push if it is too crowded.



Do not expect pedestrians to move out of the way for children on scooters.



Remember to say “please” and “thank you” if someone is letting you pass.

Safety checks

Scooters vary depending on the brand and style. Take five minutes to show your child how to set up their scooter and watch them carry out the following checks themselves:

- fold and unfold their scooter correctly
- check that all nuts, bolts, levers and clips are in the right position and tight
- check that the wheels are running smoothly
- set the handle bar so it is at waist height
- check that the brakes are working.

For more information

Contact the School Travel team
01273 292357

road.safety@brighton-hove.gov.uk
or visit the website

www.brighton-hove.gov.uk/schooltravel

Translation? Tick this box and take to any council office.

ترجمة؟ ضع علامة في المربع وخذها إلى مكتب البلدية. Arabic

অনুবাদ? বক্সে টিক চিহ্ন দিয়ে কাউন্সিল অফিসে নিয়ে যান। Bengali

需要翻譯? 請在這方格內加劃, 並送回任何市議會的辦事處。Cantonese

ترجمة؟ لطفًا این مربع را علامتگذاری نموده و آن را به هر یک از دفاتر شهرداری ارائه نمایید. Farsi

Traduction? Veuillez cocher la case et apporter au council. French

需要翻譯? 請在這方格內划勾, 并送回任何市议会的办事处。Mandarin

Tłumaczenie? Zaznacz to okienko i zwróć do któregokolwiek biura samorządu lokalnego (council office). Polish

Tradução? Coloque um visto na quadrícula e leve a uma qualquer repartição de poder local (council office). Portuguese

Tercümesi için kareyi işaretleyiniz ve bir semt belediye bürosuna veriniz Turkish



other (please state)

This can also be made available in large print, Braille, or on CD or audio tape

The do's & don'ts of scooting



With a guide for you to colour in





Join the rule
with the
right picture

1. Never scoot on the road
2. Watch out for driveways
3. Stop at kerbs and get off your scooter
4. Don't scoot down a steep hill
5. Always scoot with an adult
6. Be considerate to other people



**Colour in
and decorate
your scooter**

